


C78 300

C78 ENT M30

6 CYLINDERS IN LINE - DIESEL CYCLE

243 kW (330 HP) @ 2000 rpm (C)

220 kW (300 HP) @ 2000 rpm (D)



MARINE APPLICATIONS

C78 ENT M30 FOR MARINE APPLICATIONS

Thermodynamic cycle		Diesel 4 stroke
Air intake		TAA
Arrangement		6L
Bore x Stroke	mm	115 X 125
Total displacement	l	7.8
Valves per cylinder		4
Cooling		liquid
Direction of rotation (viewed facing flywheel)		CCW
Engine management		electrical
Injection system		Electronic Unit Injection (E.U.I.)

Electrical system

Voltage	V	24
---------	---	----

Standard configuration

Flywheel housing	type	SAE 1
Flywheel size	inch	14
Air filter		rear side
Turbocharger		water cooled
Heat exchanger		tube type
Exhaust cooled elbow		–
Water charge tank		included
Fuel filter	n°	1 - right side
Fuel prefilter		1 (supplied loose)
Fuel pump		1 gear driven
Oil filter	n°	2 - left side
Oil sump		aluminium
Oil vapours blow-by circuit		included
Oil heat exchanger		included
Oil filler		on timing cover
Starting motor		24 V - 4.5 kW
Alternator		28 V - 90 A
Engine stop device		by electronic central unit
Wiring harness		with EDC (Electronic Diesel Control)
Painting	colour	white "ICE"

Not included in the standard configuration

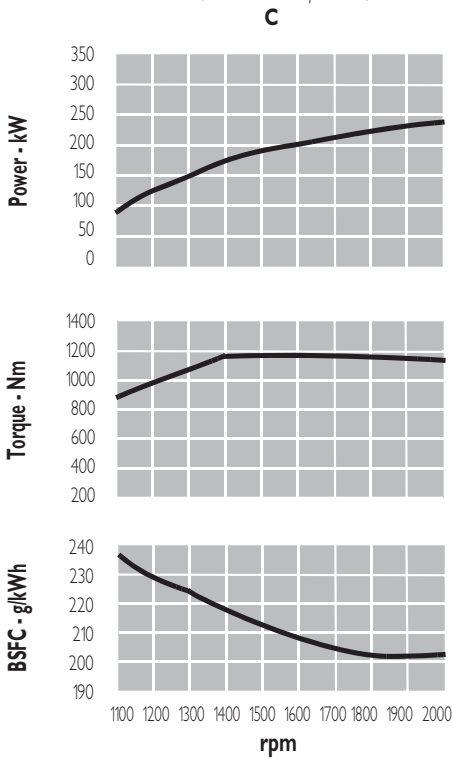
Battery - minimum capacity recommended		2 x 120 Ah
Battery - minimum cold cranking capacity recommended		900 A

FPT OFFERS THE WIDEST AVAILABILITY OF ENGINE BUILD OPTIONS TO CUSTOMER SPECIFIC REQUIREMENTS WITHIN THE ENGINE SUPPLY. TO FIND OUT MORE ABOUT THE CONFIGURATIONS AND ACCESSORIES WHICH ARE AVAILABLE, CONTACT THE FPT SALES NETWORK.

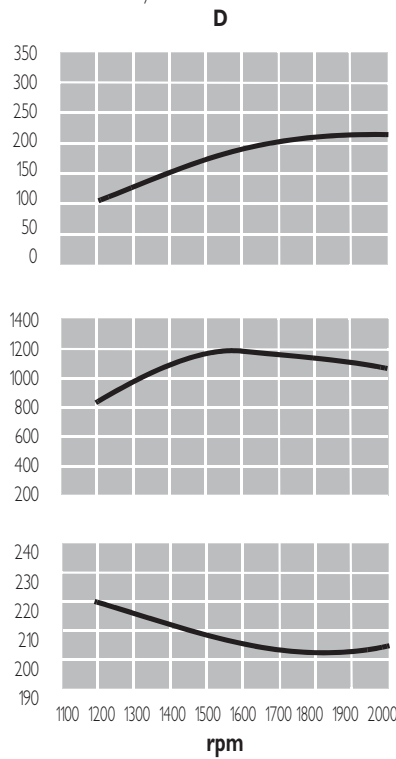
C78 ENT M30 FOR MARINE APPLICATIONS

Rating type		C	D
Maximum power *	kW(HP)	243 (330)	220 (300)
At speed	rpm	2000	2000
Maximum no load governed speed at max rating	rpm		2160
Minimum idling speed	rpm		600
Mean piston speed at rated speed	m/s		8.3
BMEP at max torque	kg/cm ²	19.6	18.2
Available certifications		CCNR	RINA IMO MARPOL
Specific fuel consumption at full load (best value)	g/kWh @ rpm		201 @ 1800
Oil consumption at max rating	(% of fuel consumption)		≤ 0.2
Minimum starting temperature without auxiliaries	°C		- 15
Oil and oil filter maintenance interval for replacement	hours		600

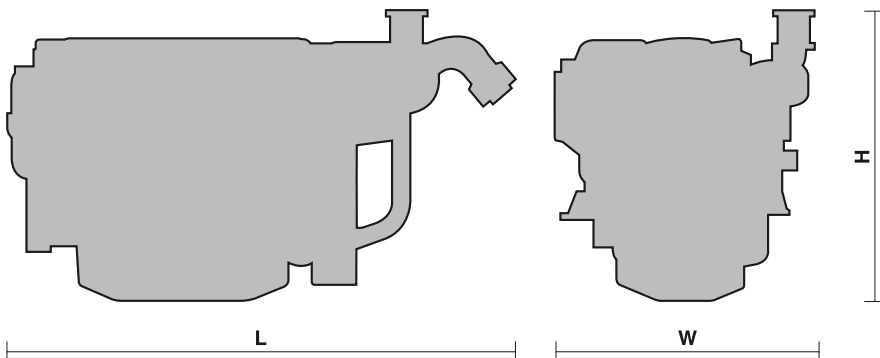
* **Net Power** at flywheel according to ISO 3046/1, after 50 hours running, fuel Diesel EN 590. Power tolerance 5%.
Test conditions: ISO 3046/1, 25 °C air temperature, 100 kPa atmospheric pressure, 30% relative humidity.



C = Medium duty.
 Full throttle operation < 25% of use period.
 Cruising speed at engine rpm < 90%
 of rated speed setting - Maximum useage
 3000 hours per year.



D = Heavy duty.
 Maximum rating utilisation up to 100% of use period
 for unlimited hours per year.



L = 1771 mm
W = 935 mm
H = 1033 mm

Dry weight (without marine gear) = 900 kg

ENGINE BENEFITS

- **PERFORMANCE:** Ratings, consumption and emissions optimisation due to electrical management and Electronic Injection Unit system; high torque at low rpms.
- **SERVICEABILITY:** Control, protection and diagnostic for the main engine components and parameters; widespread and quick service.
- **RELIABILITY:** Functional design; long engine life.
- **COST EFFECTIVENESS:** Fuel consumption reduction; maintenance and overhaul intervals extension.
- **ENVIRONMENTALLY FRIENDLY:** Noise, gaseous emissions and vibrations reduction.
- **CUSTOMER ORIENTATION:** Wideness of uses, propulsion certifications and emissions; availability of accessories range.

FIAT POWERTRAIN TECHNOLOGIES

Via Puglia, 15 - 10156 Torino

FIAT POWERTRAIN TECHNOLOGIES

Viale dell'Industria, 15/17 - 20010 Pregnana Milanese (MI)

www.ftpowertrain.com

LOCAL DISTRIBUTOR